

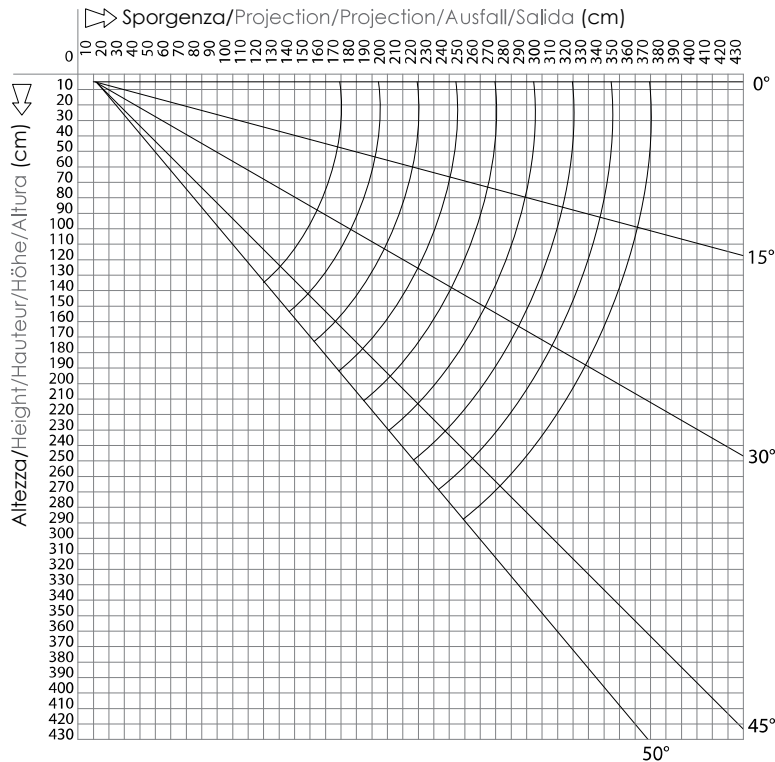


2040

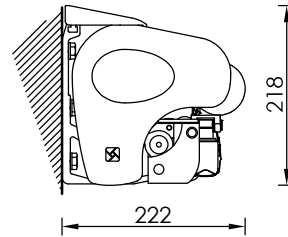


SCHEMA TECNICA/technical sheet

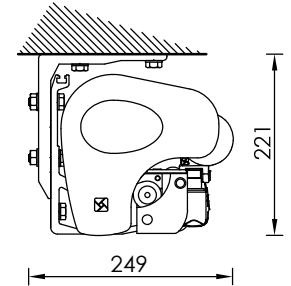
Diagramma di copertura - Installazione parete e soffitto Covering diagram - Wall and ceiling installation



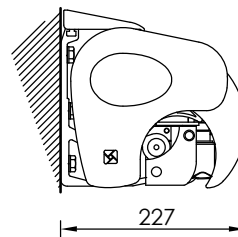
Montaggio a parete
Wall installation



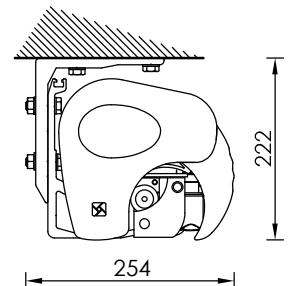
Montaggio a soffitto
Ceiling installation



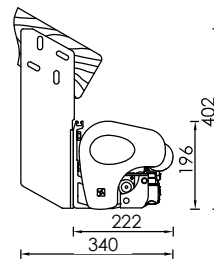
Montaggio a parete
con terminale 31592
Wall installation with
31592 front bar



Montaggio a soffitto
con terminale 31592
Ceiling installation
with 31592 front bar



Montaggio sottotetto
Under-roof installation



Ingombri minimi della tenda finita - 1 coppia bracci
Minimum awning encumbrances - 1 pair arms
Encombrents minimum du store fini - 1 pair bras
Mindestabmessungen der Markise - 1 Paar Gelenkarne
Tamaño mínimo del toldo - 1 pareja de brazos

Dimensioni massime - Maxi dimensions



Sporgenza Projection Avancée Ausladung Salida	Larghezza min. Min. Width Largeur min. Breite min. Línea mín.
160	205
185	230
210	255
235	280
260	305
285	330
310	355
335	380
360	405

Tutte le misure dei montaggi sono espresse in mm \ All the sizes are in mm \ Tout dimension en mm
Alle Massen in den Montagenschemen verstehen sich in mm \ Todas las dimensiones están en mm accesorios